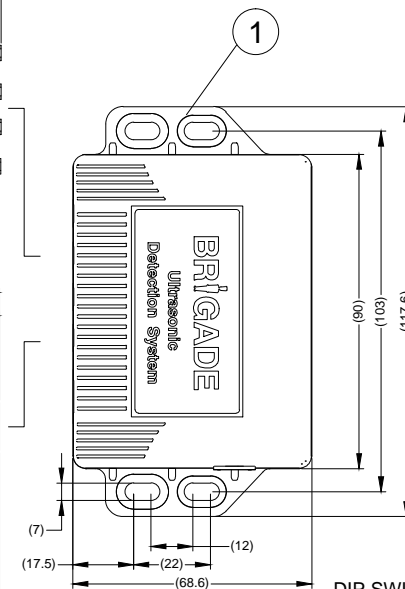
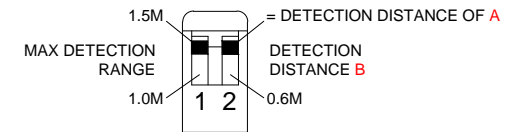


Revision Notes.				
R1 -				
APA: -	Drawn:-	Checked:-	Approved:-	Date: -

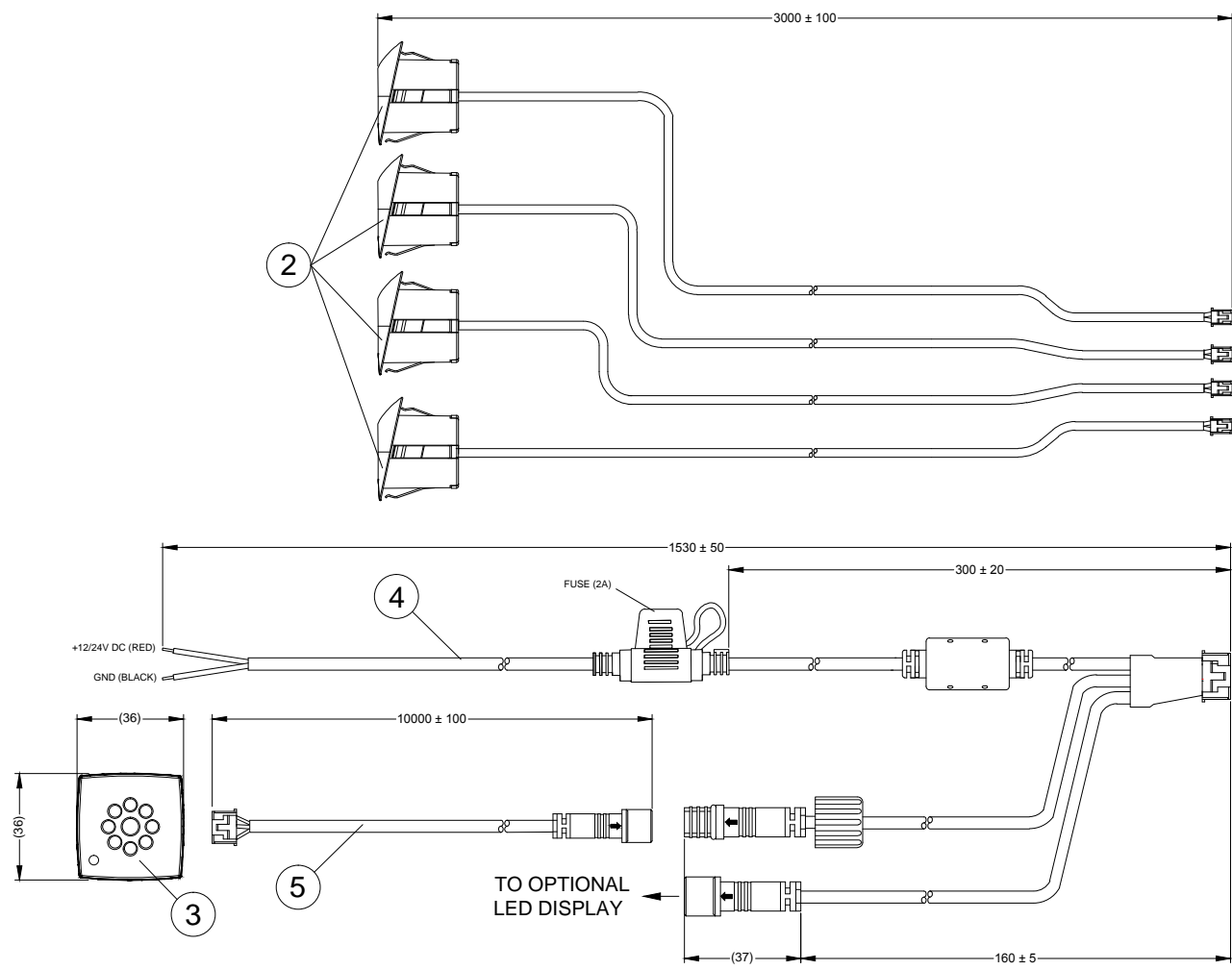
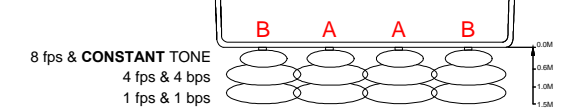
ITEM	PART NO.	QTY	MODEL / DESCRIPTION
①	(4477)	1	BS-4000-ECU / ECU
②	(4478)	4	UDS-012HSS / 12" SENSOR
③	(4479)	1	UDS-002BZ / BUZZER
④	(4480)	1	UDS-PWR-02 / POWER CABLE
⑤	(4481)	1	UDS-10BC2 / 10M BUZZER CABLE
⑥	(4482)	1	BS-4000(12)-IG / INSTALLATION GUIDE (NOT SHOWN)
⑦	(4920)	1	BS-4000(12)-FIX / FIXING KIT (NOT SHOWN)
⑧	(4921)	4	UDS-ID-LBL / SENSOR ID LABEL (NOT SHOWN)



DIP SWITCH CONFIGURATION



BACK OF VEHICLE



- NOTES:**
1. ALL AUDIBLE WARNINGS ARE MEASURED IN BEEPS PER SECOND (bps).
 2. ALL VISUAL WARNINGS ARE RED AND ARE MEASURED IN FLASHES PER SECOND (fps).
 3. ON START-UP THE SYSTEM WILL BEEP ONCE, SUBSEQUENT BEEPS INDICATE FAULTY SENSORS - ONCE FOR ONE FAULTY SENSOR, TWICE FOR TWO ETC.
 4. DEFAULT DIP SWITCH SETTINGS UP (ALL SENSORS 1.5m).
 5. SEE COMPONENT DRAWINGS FOR COMPONENT DETAIL.
 6. FOR GIFTBOX LABEL REFER TO LATEST REVISION OF DRAWING BE-003058-XX-15.
 7. FOR SERIAL NUMBER LABEL REFER TO LATEST REVISION OF DRAWING BE-001564-XX-11.
 8. FOR UDS ID LABEL REFER TO LATEST REVISION OF DRAWING BE-003160XX-15.

PROPRIETARY NOTICE
 THIS DESIGN AND TECHNICAL INFORMATION APPEARING ON THIS DRAWING IS THE PROPERTY OF BRIGADE ELECTRONICS, AND IS DISCLOSED IN CONFIDENCE. IT IS NOT TO BE COPIED, REPRODUCED, REVEALED TO OR EXPROPRIATED BY OTHERS, EITHER IN WHOLE OR IN PART WITHOUT THE EXPRESS WRITTEN CONSENT OF BRIGADE ELECTRONICS.



Assembly PI Approval ALLEN YAO 31/07/15	Approved by B.JOHN	Checked by R.BATES	Drawn by P.MISSEN
Angle of Projection Third Angle	Units mm	Scale N/A	Released 07/08/15
Status RELEASED	Assembly Ref BS-4000(12)		
Part No 4476	BE-002574-00-14		